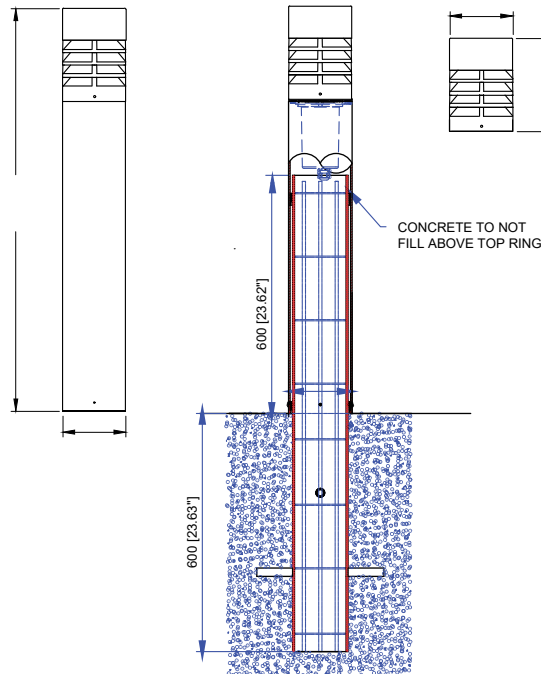
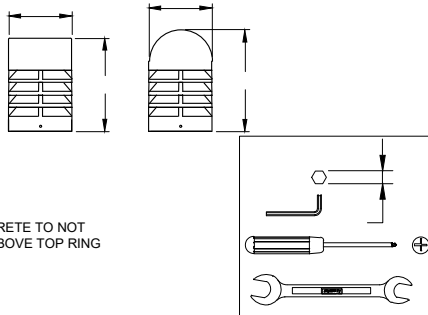


## PRODUCT DRAWING (DIMENSIONS)



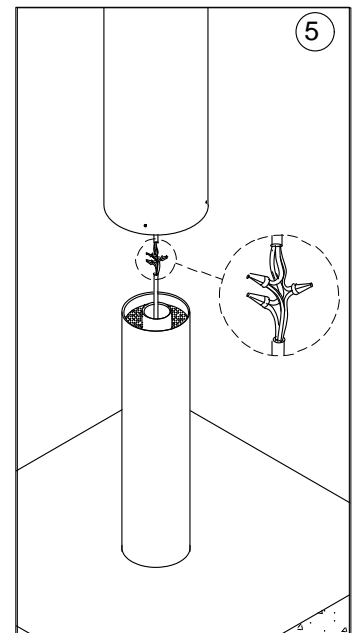
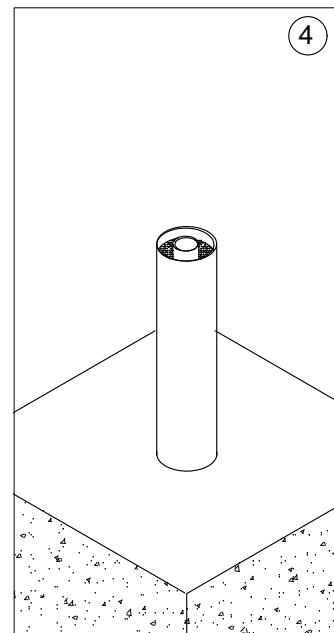
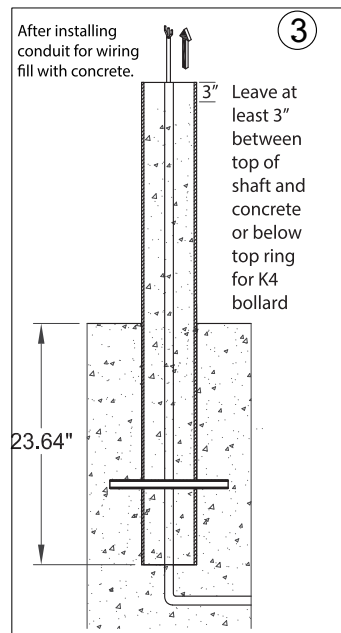
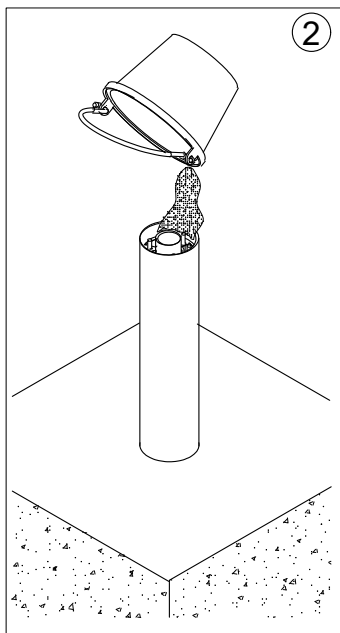
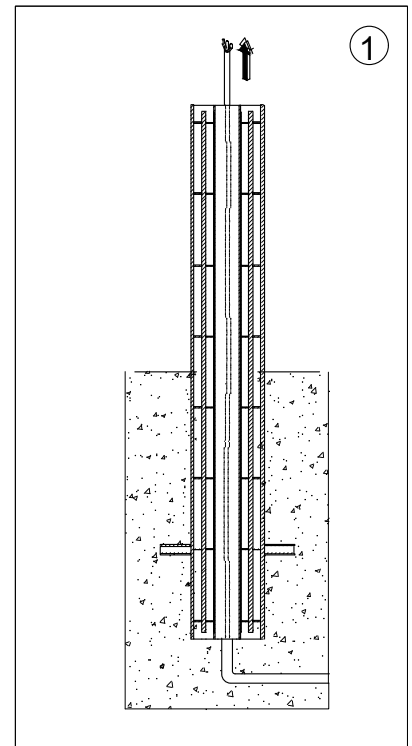
## SUITABLE FOR WET LOCATIONS



### NOTE

Ground densities vary from site to site. Ligman highly recommends consulting engineers familiar with the building site conditions to establish proper concrete foundation. It is the engineers responsibility to ensure that the foundation is suitable for the bollard application

(Ligman is not responsible for inadequate foundation failure, the above suggestion with the soil conditions on site)



### Notice to Installer

#### Wiring Instruction ⚠ Warning:

- Risk of Fire and Electrical Shock, This fixture must be installed only by a qualified electrician, Installation must adhere to the National Electrical Code (NEC) and all applicable local and federal regulations.
- Always disconnect power before servicing the fixture.

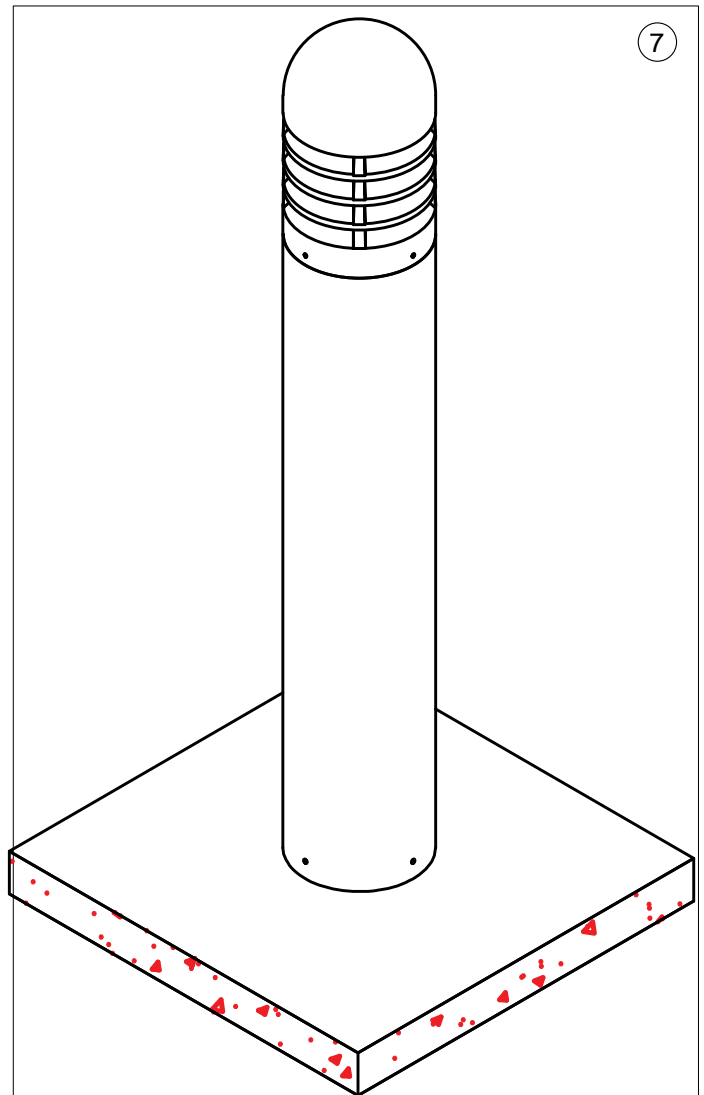
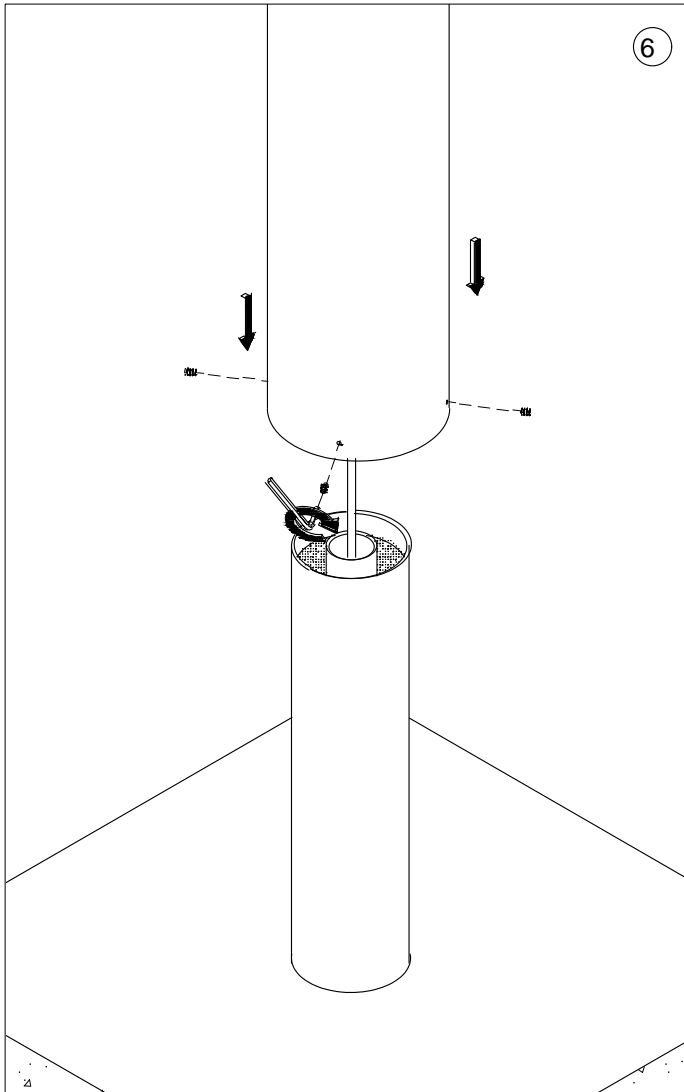
**Ligman Lighting USA**

7144 NE Progress Court, Hillsboro  
Oregon, 97124, USA  
Tel : 503 645 0500

# INSTALLATION AND SERVICE MANUAL

**LIGMAN**  
LIGHTING USA

: cf' bghU`Uhcb'cZ'7 cbWtfX'6 c``UYX' @8  
AcXY`"I 7 B!%\$& (+!G6



## Notice to Installer

### Wiring Instruction ⚠ Warning:

- Risk of Fire and Electrical Shock, This fixture must be installed only by a qualified electrician, Installation must adhere to the National Electrical Code (NEC) and all applicable local and federal regulations.
- Always disconnect power before servicing the fixture.

**Ligman Lighting USA**

7144 NE Progress Court, Hillsboro  
Oregon, 97124, USA  
Tel : 503 645 0500

[www.ligmanlightingusa.com](http://www.ligmanlightingusa.com)

UCN-10247-SB-K4